



sonicaid®

Team3

ADVANCED FETAL MONITORING SERIES

The ONLY fetal monitor with Daves-Redman® CTG Analysis

HUNTLEIGH
A MEMBER OF THE ARJO FAMILY

Sonicaid Team3 Series

Advanced Fetal/Maternal Monitors

Stylishly designed not to dominate the bedside, Team3 offers accurate & clear visual status of the fetus and mother. The range is full of features to provide cost-effective, reliable and accurate fetal/maternal monitoring.


Easy to use and intuitive via the icon driven touchscreen, the fetal heart rate can be displayed as “Big numbers” which auto scale for single, twins or triplet monitoring for optimum visibility.

With the widest range of options, Team3 provides excellence in fetal heart rate monitoring with high sensitivity transducers and unique digital processing delivering the best possible monitoring of all mums, from low BMI to high in all antenatal & labour settings.



8.4" Colour Touchscreen

- High resolution display can be viewed from a distance even in brightly or dimly lit environments
- Wide viewing angle
- Can be used with examination gloves on



Integral Battery

- Ideal for monitoring during transfer
- Essential where mains power is unreliable
- Provides up to 4 hours use



Maternal Vital Signs

- Maternal pulse rate
- NiBP Validated on pregnant and pre-eclamptic women¹
- SpO₂



123

Multi Functional Display

- Toggle between “BIG Numbers” and FHR trace display modes
- On screen trace review & scrolling with clear colour separation of multiple traces



CTG Analysis

- TREND intrapartum function provides clear data on periodic changes over time in the FHR in the first stage of labour
- Dawes-Redman CTG analysis for reassurance of normality in as little as 10 minutes (see page 4)



Patient Records

- Patient database
- On-screen GA calculator (LMP, GA, EDD)
- Integrated software system interface
- Integral memory

High BMI, High Performance Transducers

Widebeam ultrasound technology

Widebeam ultrasound technology has resulted in a wider, deeper, uniform beam shape, coupled together with superb digital Doppler audio, enabling clinicians to quickly and easily locate and maintain contact with the fetal heart beat. Especially when monitoring high BMI cases.

High BMI Performance

Our highest sensitivity ultrasound reduces the need for invasive FECG and IUP monitoring. Our transducers offer outstanding performance even on high BMI women with our patented "Locate and Track" technology. *"Great performance fetal monitoring, even when used on women with a high body mass index (BMI)... Reduces the need for invasive procedures"*

Managing multiple pregnancies

Team3 is capable of monitoring single, twins and triplets, allowing just one monitor to be used, further improving efficiencies.



Sonicaid TEAM3 Wireless Transducer System

Designed specifically for use with our latest Sonicaid TEAM3 Series of fetal monitors² our Wireless Transducer System offers flexibility and choice when monitoring mother and baby.

The system consists of wireless ultrasound transducers for monitoring fetal heart rate and TOCO transducer for monitoring uterine activity together with a base station for docking and recharging.

Lightweight waterproof (IPX8) wireless transducers allow mum and fetus (singleton or twins) to be continuously monitored freely even in the bath or shower, allowing the widest choice of birthing positions to assist with labour and delivery.



Optional wireless monitoring configurations:

- TOCO-E with two lead maternal electrocardiogram (MECG)
- TOCO-E with fetal electrocardiogram (FECG)
- Unobtrusive base station design with built-in antenna
- Integrated Transducer Belt Clip



Optional trolley mount with the Sonicaid TEAM3, complete with additional storage mounts for traditional wired transducers.



Antepartum TEAM3A

Antepartum and Intrapartum models available in singleton, twins or triplet configuration. Available with maternal vital signs and integral battery options.



Intrapartum TEAM3I

Dawes-Redman® Trace Interpretation

...your expert eye



"Having identified the problems with traditional CTG interpretation, and after dedicating over 35 years' on-going research with the team at Oxford University, I'm delighted to see our analysis increasingly being used worldwide in Huntleigh's products... knowing the benefit this gives in helping babies to enter the world safely & avoiding some of the tragic outcomes we see when CTG interpretation goes wrong."

Professor Chris Redman



sonicaid

Dawes-Redman®
CTG Analysis
...your expert eye

What Is Dawes-Redman® CTG Analysis?

It is a unique software tool which provides a numeric analysis of the CTG trace and a robust interpretation based on the world renowned Dawes-Redman® Criteria.

This is the result of the largest study of its type ever undertaken, conducted by Professors Dawes, Redman et al, at Oxford University.

Why Is It Needed?

- Because the traditional approach of assessing a trace by eye is based on highly subjective opinion. This has been shown to be a major problem.
- Because communication based on subjective opinion ("It looks a bit flat") has also been shown to be associated with poor outcomes.
- Because training is often very limited.

Dawes-Redman Analysis Can Help By Improving Outcomes

- It is a powerful aid to pregnancy management and has the potential to avoid poor outcomes.

Increasing Efficiency

- With results in as little as 10 minutes it can speed up the time taken to perform CTGs.

Avoiding just one poor outcome can save £, \$, € millions.

"The Dawes-Redman Analysis is a robust and valuable system which is used here at King's Mill Hospital on a daily basis in the antenatal day unit. We have used this system for more than 10 years and it has proved invaluable in providing midwives and clinicians with robust and objective trace information when assessing mums. It provides tremendous reassurance to myself & my team and has proved to be a vital addition to our clinical procedures & practices."

Consultant Obstetrician

"I soon realised it's potential and benefits...this can greatly reduce the time for women being monitored and reduce the length of their visit... I learned from the system and rather than replace my clinical judgement it supported it...I would recommend the fetal care system for use in any antenatal setting."

Antenatal Day Unit Manager

Maximise
your monitoring
potential on high
BMIs, twins and
triplets in antenatal,
transfer and labour
& delivery
environment




HUNTLEIGH

sonicaid
Team3



FHR1 FHR3
FHR2 TOCO



Integrated trace night light.




Maternal Blood Pressure

Monitoring maternal blood pressure is vitally important to ensure the safety of mother and fetus. It aids in the detection of conditions like hypertension, which are associated with a variety of pregnancy complications ranging from preterm delivery to maternal or fetal death.

However, normal blood pressure devices may give inaccurate readings if they aren't calibrated to account for the physiological changes caused by pregnancy, including increased heart rate and reduced total peripheral resistance. It is therefore essential that appropriate blood pressure devices are used to ensure the accuracy of the data, which may be informing life-or-death decisions.

To give you assurance that you have data you can rely on, we've had the blood pressure module of the Sonicaid Team3 monitor independently validated to give accurate readings on pregnant and pre-eclamptic mothers. Combined with conical cuffs for better fit and easier application, getting accurate maternal blood pressure has never been simpler.¹



Software Solutions – Archive, Review or Share

Complementing the Sonicaid range of Dopplers and fetal monitors, our CTG Viewing & Archiving Software Systems have been developed to provide comprehensive clinical record and incorporate the powerful Dawes-Redman® CTG analysis.

Modular software solutions for maximum flexibility and efficiency in the care of mother and baby

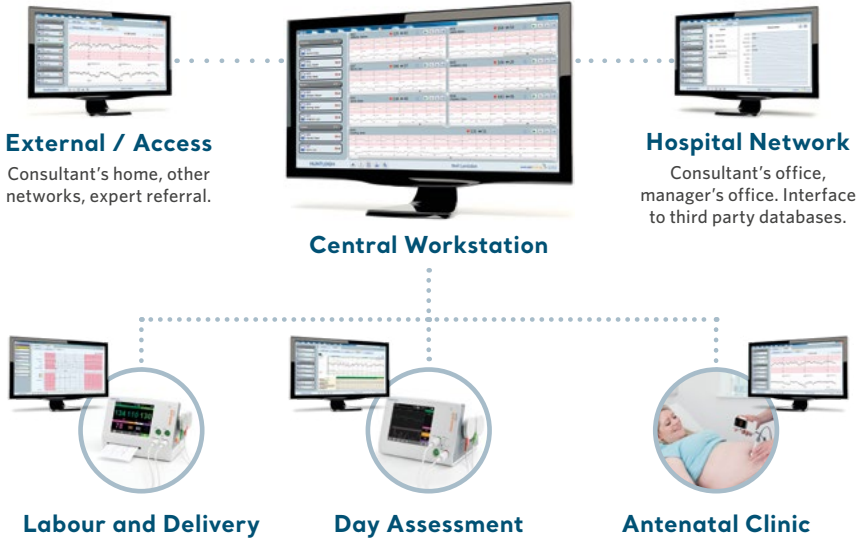
Our software is designed to address every type of maternity environment, from simple single user platforms through to fully integrated installations. The platform is a highly scalable system which can increase process efficiency considerably and gives clinicians the ability to customise to suit local protocols, workflows or guidelines.

Access to information improves efficiency

Remote access enhances clinical responsiveness and can be shared over various sites and platforms, including tablets.

Features at a glance

- Dawes-Redman® Trace Interpretation
- Flexible
- Scalable
- Multi-lingual
- Customisable
- Store records from fetal monitors and handheld Dopplers



For further information on our suite of Software Systems, please refer to our Software brochure, visit our website or contact our Customer Care Department.

Standard Product Features	TEAM3A	TEAM3I
8.5" Colour graphic touchscreen display	▪	▪
Integral 150mm Printer (see factory fit option below for no printer models)	▪	▪
Dawes-Redman 100K CTG Analysis	◦	◦
Labour TREND function		◦
Twins capable*	▪	▪
Fetal ECG (choice of electrode type)		▪**
Maternal ECG		▪
Integral Trace Memory	▪	▪
Interfaces		
RS232, Ethernet (TCP/IP) ^Δ , USB (x2), Wireless System port	▪	▪
Accessories		
Ultrasound transducer*	▪	▪
Contractions transducer	▪	▪
Patient Event Marker	▪	▪
FECG leg plate interface cable (choice of electrode type)		▪**
MECG interface cable		◦
IntraUterine Pressure interface cable		◦
Sonicaid TEAM3 Wireless Transducer System	◦	◦
Mobile trolley with storage trays	◦	◦
Wall mount	◦	◦
Technical Specifications		
Mains power	85-264V, 50/60Hz, <100VA, IEC power cable	
Weight	6Kg (13.5lbs) Max	
Dimensions (WxLxH)	Inc Printer: 32 x 23 x 24cm	Excl Printer: 32 x 23 x 19cm

Factory Fit Options	TEAM3A	TEAM3I	Code***
Material Blood Pressure (NiBP + MHR) (inc 1 x med, 1 x large cuff)	◦	◦	N
Maternal Spo ₂ (O ₂ sat + MHR) (choice of sensor type)	◦**	◦**	S
Triplets*	◦	◦	3
Integral re-chargeable battery	◦	◦	B
Paper tray for pre-printed paper (choice of paper types)	◦	◦	P/G [†]

▪ = Supplied as standard ◦ = Available as option

*Supplied as standard with 1 x US transducer, order additional transducers for Twins and Triplets configuration. **May incur additional cost depending on type selected.

***OPTION CODES - Order using above codes appended to model number Example: for a TEAM3A with NiBP, Battery order TEAM3A NB.

[†] P/G CODE: use P for Philips paper tray use G for GE paper tray. Team3s ordered with P or G code are supplied without paper packs. ^Δ Only used for development & future upgrade for clinical use

As a proud member of the Arjo family, we have been committed to supporting healthcare professionals in improving outcomes and enhancing patient wellbeing since 1979. We do this through our proven solutions for Vascular Assessment & Treatment and Fetal & Patient Monitoring. With innovation and customer satisfaction as our guiding principles, we strive for clinical excellence and improved performance, for life.

Manufactured and distributed by Huntleigh Healthcare Ltd.
35 Portmanmoor Road, Cardiff, CF24 5HN, United Kingdom
T: +44 (0)29 20485885 sales@huntleigh-diagnostics.co.uk
www.huntleigh-diagnostics.com

Registered No: 942245 England & Wales. Registered Office:
ArjoHuntleigh House, Houghton Hall Business Park, Houghton Regis, Bedfordshire, LU5 5XF
©Huntleigh Healthcare Limited 2019

A Member of the Arjo Family

As our policy is one of continuous improvement, we reserve the right to modify designs without prior notice.

AW: 1001043-4

- All models supplied complete with gel, latex free transducer belts, chart paper, user manual & quick start guide.
- Factory fit options are "build to order" and may have longer lead times than standard models.
- A wide range of consumables are available - contact your supplier for details.
- Regulatory restrictions in some markets may apply - contact your supplier for details.

References:

1. "Investigation of the Measurement Accuracy of Different Cuff Types and Measurement Modes According to ISO 81060-2 in Pregnant and Pre-Eclamptic Women"
- Par Medizintechnik GmbH.
2. Contact your local Huntleigh Representative for Team3 compatibility.